


AQUA REX™

WATER CONDITIONER



CAN TURN YOUR POOL



From This



To This

Set it and forget it.

Aqua-Rex needs no chemicals, servicing, or maintenance

Aqua-Rex is a British product normally used on domestic water services as an alternative to a water softener. It also performs a number of functions that make it a very useful water treatment system on swimming pools and ornamental water features. It is reasonably priced and requires no servicing or maintenance over its design life span which is in excess of twenty years.

Aqua-Rex is a radio transmitter that generates ultra high frequencies which are transmitted into the water by using two aerials wrapped around the outside of a pipe. Normally the unit is fitted after the circulation pump and before the filter or heater. The radio signals travel through the water in both directions, upstream and downstream from the point of installation and they will also carry over into the swimming pool, treating all the water in the pool all the time.

These radio waves are at very low power and cause no side effects either to people, animals or fish. They work by disrupting the formation of scale on surfaces such as pool walls so the scale forms instead as a powder in suspension in the water which can then be filtered out of the water. They also break up existing scale by attacking the point where the scale has bonded to a surface such as a tile or filter media. Once the bond is broken, the scale detaches and can then be filtered out of the water.

While Aqua-Rex is a new product in the US for the pool market, it is a tried and tested product in the UK and Europe. It has been in use for over twenty years in its role as a water softener alternative and as a treatment for Long String Algae on Koi Carp ponds. Over the last four years we have evaluated its performance on swimming pools in the USA and since April 2013 it has been a listed vendor product with Poolcorp. In every field where it has been evaluated it has performed as well, and in most cases, better than expected.

The key benefits include reduced scaling on pool surfaces and injectors, removal of existing scale, improved filter media and more efficient heater performance. Other effects include control or reduction of TDS, reduction of phosphates and improved performance of salt water generators which require far less maintenance. It also enhances the effect of biocides thus reducing chemical useage.

The Aqua-Rex WKIP treats pipe sizes up to 2" and sells to the pool owner for around \$349.00. It takes about fifteen minutes to install, it requires no maintenance and uses about \$20 of electricity annually. It also comes with an unconditional money back guarantee and a five year manufacturer's warranty. Larger Aqua-Rex units are available for commercial applications with no upper size limit.

AQUA-REX TESTIMONIALS

Testimonials from independent users are an important sales aid for Aqua-Rex. The City of Henderson NV has carried out a number of trials and has given us permission to publish their results which follow in this booklet. Additional testimonials are anticipated from Poolcorp users and will be added to the booklet as they become available.

Disbelief is not an uncommon initial reaction from potential customers and these testimonials are intended to overcome that reaction. The other important points to make are:-

This is not a new product – it has been around twenty years and it has a very effective track record.

In many cases the only way for a customer to satisfy themselves that "It Works" is to try it themselves. We do NOT offer free trials but we DO offer a completely unconditional money back guarantee. As the cost of install is minimal, there is no risk to the customer of buying it and trying it.

- 💧 **Clears calcium scale from injectors, pool walls and surrounding surfaces. Saves cleaning.**
- 💧 **Clears calcium scale from the filter media. Reduces need for back washing. Saves water.**
- 💧 **Cleans scale from the water heater. Makes it operate more efficiently. Saves energy.**
- 💧 **Helps kill bacteria so you have less need to "shock" treat a pool. Saves chemicals.**
- 💧 **Reduces TDS so less need to dump water. Saves water.**
- 💧 **Reduces phosphates in the water and makes it much clearer. Saves chemicals.**
- 💧 **On Salt Water systems it keeps the generator cleaner. Saves maintenance.**

Aqua-Rex requires no servicing or chemicals.

Low running costs, about \$20 a year in electricity.

Unit is fully waterproof so it can be installed outside.

Easy and quick install.

No pipes to cut.



Aqua-Rex works for the home as well.

- **Cleans shower heads and faucets.**
- **Clears scale from heaters.**
- **Softer water for skin and hair.**

For more information visit www.aqua-rex.com

Where do I install Aqua-Rex?

Just wrap the two aerial wires around the pipe after the circulation pump and secure them with the plastic ties. You don't need to cut the pipe or do any kind of plumbing.

What kind of pipe and what size will it fit?

Any type of pipe material is suitable and any size of pipe up to 2 inch. If the pipes are bigger than 2 inch, call us for advice on larger Aqua-Rex units.

What sort of outlet does it need?

The unit is completely weatherproof but the transformer is rated for indoor use only so the outlet needs to be weather protected. The low voltage cable is 10 feet long and it can be easily extended with bell wire to whatever distance you need.

Does it need any maintenance or servicing?


Absolutely none at all. You set it and forget it. It has a design life in excess of 25 years.

Does Aqua-Rex get rid of all scale?

It's not perfect and sometimes there is a very light white scale that returns but it is at least 95% effective.

Are there any harmful side effects?

None



WK1 FOR USE IN THE HOME



09/14/2013
Dan Frentiu – Frentiu Enterprises LLC, A-10 Contractor
1820 Somersby Way, Henderson, NV 89014
Web page: www.friendtoyou.com; E-mail: frentiu@yahoo.com
Office phone: (702) 651-8686; Mobile phone: (216) 906-1680

Application of Aqua-Rex WK1P for a residential pool and SPA combo

Location: 2911 High View Drive, Henderson, NV 89014

For a 15,000 gallon pool with an attached hot tub (about 400 gallons), using an Intelliflo pump and sand filter with Zeosand, as well as salt system for chlorine generation with a T15 cell and a Teledyne Laars pool heater.



On August 20th, 2013, installed the Aqua-Rex WK1P Physical Water Conditioner.



The waterline does not have porcelain tiles. The Pebble Tec Pool Finish is subject to scale, staining and surface calcification, especially above the waterline.
The pictures on the left were taken on 08/20/2013 and the ones on the right on 09/06/2013 (less than three weeks after the installation of the Aqua-Rex WK1P Physical Water Conditioner).




Within three weeks, most of the scale and calcium was removed without assistance, other than brushing. Most of the heavy calcification came from the mortar under the rocks and stone tiles, from the irrigation and rain water leaching through, picking up calcium from the rocks and stones, then reaching the pool walls. The overall water filtration was improved, along with the clarity of the water. The walls of the pool look “cleaner”, as a result of removing the “haze” of chalk-like calcification.

This is the way the pool looked on 09/06/2013:



On 09/13/2013, wrapped antennae with rubber and removed the remaining calcium with an acidic solution.



Improvement notes, as a result of the installation of Aqua-Rex WK1P Physical Water Conditioner:

- The “bathtub ring” around the pool was eliminated, along with using an enzyme to remove oily stains.
- The calcium and lime scale from the pool walls was removed and prevented from re-appearing where the water was in contact with the stains or calcium film, including above the water level by about half of an inch to one inch (because of the water movement and water tension).
- If the water level was raised to submerge the calcium stains, then they have been removed within two weeks to one month with simple regular brushing. Built-up calcium stains removal can be accelerated by scraping them off and/or chemically removing them with a Muratic acid solution, using a spray bottle and alternate with scrub brushing.
- The salt system for chlorine generation is maintained cleaner, as the formation of scale on the T cell’s internal components is diminished and/or eliminated. When acid washing the cell, there is minimal reaction (bubbling or boiling), indicative of the absence of scale or calcium for the reaction to occur.
- The scale and calcium is removed from the pool heater’s heat exchanger, making it more efficient, lasting longer and heating the pool water faster.
- The number of filter backwashes (for a sand filter) is reduced, as the sand grains are maintained cleaner and free of scale coating, allowing the filter media to retain more solids between backwashes. In the study, the number of backwashes has reduced to less than half (one backwash per month, instead of twice).
- The water tension is improved by forming smaller droplets of water, forming drop spheres that prevent the water from sticking to the dry walls. Normal evaporation yields a fine calcium powder that does not adhere to the pool walls and will wash away before allowing it to multiply and form thicker calcium deposits.
- By using the Aqua-Rex WK1P Physical Water Conditioner, some of the maintenance chemicals can be reduced, such as scale inhibitors or sequestering agents, water clarifiers and/or flocculants. Less acids and detergents are now being used for cleaning the pool walls, plastic fixtures, stainless steel steps and rails, skimmers and strainer baskets, for stain or deposits removal, as well as reduced acid washing of the chlorine generating cell.
- When using an erosion chlorine feeder, the injector and check valves are maintained free of scale deposits and will no longer clog up.
- The installation of the Aqua-Rex WK1P unit is non-intrusive, as none of the plumbing had to be cut off.
- The electrical usage for the Aqua-Rex WK1P unit is minimal, based on 0.3 amp @ 115 VAC primary side of the transformer, which calculates to 302 KWh annually, or less than \$34 per year (if the pool is used or maintained all-year-round), considering \$0.11 per KWh average energy cost.

The cost savings can be easily justified in the efficiency of the heaters, diminished maintenance chemical usage and labor to remove scale and stains. On a typical residential pool, the amount of water that is lost during a backwash is about 300 – 500 gallons, for an annual savings of about 4,000 gallons of water, plus the cost to chemically treat the replacement water. With that, the typical cost of \$400 - \$500 for the Aqua-Rex WK1P unit installed will pay for itself within the first year.

Considering the manufacturer’s warranty period of 20 years (exclusive of the transformer), the actual average **annual cost for the unit is less than \$25**. Along with the energy usage cost, the annual total comes out to less than \$59.

I have been in the swimming pool maintenance business for over twenty-two years and I can honestly say that the application of the Aqua-Rex WK1P has delivered as advertised, and then some!

10/16/2013

By Dan Frentiu – Aquatics Maintenance Technician

City of Henderson, Nevada

Reunion Trails Park Splash Pad

Aqua-Rex WK3C Installation and Statistical Study Report

Aqua-Rex WK3 was installed on August 15th, 2013. The second picture shows the upgraded installation with a rubber tape covering the entire surface of the wrapped coils / antennas:



Here are some pictures of existing issues with scale:




FOUR HOURS after the installation, I was already able to remove scale on the outside of the pipe and/or gauges, to the original stainless steel brushed finish (using a light kitchen scrubbing pad, no water):



24 hours after the installation, I was able to easily remove scale on the outside of the pipe, using either a dry rag, scouring pad or similar, applying little or no pressure for less than 5 seconds:




48 hours after the installation, the scale on the water feature is coming off with little effort:




On 08/21/2013, tested pressure washer results:



On one of the spray features that is the farthest from the equipment room (about 200 linear feet, following the underground piping), the calcium based scale is now easy to remove, but the next pictures show a manufacturer's defect that was exposed by a mild rust / oxidation stain, which I was able to rub off:



One of the stainless steel poles has a thick layer of scale that could not be removed previously – I used the same scrubbing pad for a few seconds for this exercise:



On 09/11/2013, Mike spot tested pressure washer on the wall around the Lazy River, where he had pressure washed previously, but the calcium did not come off, as it did now:



On 10/15/2013, cleaned one of the Activator Bollard using an Acidic Gel, a scrubbing pad, one Magic Eraser and sprayed with Stainless Steel Cleaner Polisher spray. After spending about 5 – 10 minutes to complete the cleaning, see pictures below (as compared to another Activator Bollard that has not yet been cleaned):



Also, partially cleaned the Green Cone and its pedestal:



Conclusion and notes about the installation of Aqua-Rex WK3:

After about four to six weeks from the installation, the scale and calcium on the fixtures has “softened” enough and lost much of its adhesion to the structure, making it easier to pressure wash and/or remove.

Some of the calcium stains have been unsuccessfully attempted to be removed last year, and then coated with layers of wax, which may have prevented the full removal by pressure washing, leaving behind a thin stain layer or coat of scale.

The structures will be first pressure washed to remove the majority of the calcium, then coated with the acidic gel, if there are any residual stains (using a two-gallon pump sprayer), allowed to soak for about 5 minutes and re-pressure washed.

Any remaining calcium stains will be re-sprayed with the acidic gel and/or scrubbed using the plastic soft scrubbing pad.

Any oily stains, dirt and/or grime will be removed using the Magic Eraser – some of the oil stains are covered with scale layers upon layers, where it may require alternating the removal with Acidic Gel, rinsing, scrubbing and using the Magic Eraser.

Once the structures have been cleaned, they will be allowed to air dry, before using a Stainless Steel Cleaner Polisher, oil-based, on the stainless steel poles (not the plastic / fiberglass or painted surfaces). After sufficient time has lapsed to dry the oil residual, a final coat of liquid wax can be applied on both stainless steel poles, as well as all other plastic / fiberglass or painted surfaces.

Periodically, a Stainless Steel Cleaner Polisher spray can be used to rejuvenate and polish the surfaces, ensuring that they are water-repellant.

Notes:

The Aqua-Rex WK3C has proven its ability to “condition” or “soften” the water, by producing a physical resonance, oscillation, frequency and/or targeted pulsation that creates a wave pattern within the hydraulic system, both inside and OUTSIDE the piping system, making it capable of pulverizing the scale at its contact with the fluid conductor (pipe, etc.), as well as adjacent objects that are mechanically and rigidly secured to each-other (such as metal channel, brackets, bolts, etc.), turning such exposed scale into “powder chalk” and removing its ability to adhere to the surfaces affected by the wavelength. All internal and external components will therefore be maintained cleaner and free of scale, beyond at least 200 feet distance away from the WK3 location.

In addition, the water treatment travels both downstream and upstream from the location of the Aqua-Rex unit. In this case, the water source for the Splash Pad is the same as the domestic water for the rest of the park, including public restrooms, with no pump interference in between. Therefore, the domestic water line is also subject to the same de-scaling properties, especially and visibly at the terminations, such as faucet spouts, aerators, drinking fountains mouthpieces, etc.

Study data showed the ability to clean scale or residue on adjacent walkways, fixtures, walls, lights, fences, benches and such, after only about three weeks of treated water soaking the same fixtures. Previously, the scale could not be removed using the same pressure washer method.

For follow-up and/or further questions, please contact me, Dan Frentiu at (702) 370-5926.

November 5th, 2013

By: Dan Frentiu – Aquatics Maintenance Technician

City of Henderson, Nevada

Multigenerational Recreation Center - Aquatics

Activity Pool (HMAP) Aqua-Rex WK3C Physical Water Conditioner was installed on **August 14th, 2013.**



Within 24 hours, I was able to remove lime scale on the outside of the 2" PVC Schedule 80 pipe by wiping it off with a dry towel – the calcification was on the outside of the pipe, from a previous roof leak.



Other calcifications have seen the same ability of removal:



Indoor Pool (HMIP) Aqua-Rex WK3C Physical Water Conditioner was installed on **August 15th, 2013.**



An obvious benefit was instantly observed in the ability to keep the chlorine injectors clean, no longer clogging up with calcium lime scale, where it was always necessary to acid wash such injection points at least once per month, to prevent complete blockage.

One of the trends was related to the ability to additionally treat water in adjacent systems, through the frame and plate heat exchangers that share a common boiler loop. The SPA and Competition pool benefited from de-calcification at injection points, where the injectors and/or valves no longer clogged up with calcium.

On **August 16th, 2013,** installed an Aqua-Rex WK4 Physical Water Conditioner on the Activity Pool Water Feature for the **Raindrop and Teacup** structures:



On August 24th, 2013, I was able to easily clean the calcium from the Raindrop (Mushroom) structure just by wiping it off with a dry rag and/or a damp Magic Eraser:

During:

After:



On September 11th, 2013, completely cleaned the Raindrop and Teacup structures, which removed most, if not all the calcium, finishing with an acidic gel application, rinse, Magic Eraser and final rinse, which brought the painted finish to its original, new look.

The **SPA (HMSPA) Aqua-Rex WK3C Physical Water Conditioner** was installed on **September 11th, 2013**. The WK4 Aqua-Rex unit was removed from the Activity Pool Play Structures and re-installed on the **Competition Pool (HMCP) on October 16th, 2013**.



Complete tests of the Water Quality have been performed and recorded on a weekly basis, since August 29th, 2013, including an accurate count of the patron usage for the location (HMAP count also noted).

After eleven full weeks since the installation of the first Aqua-Rex unit, the following patterns and trends have been noted:

- The Ortho-Phosphates remained constant, where otherwise they would have gone up by 50 – 100 ppb over the period. The Phosphates for HMCP have been lowered using “Blue”, a chemical designed for phosphates removal.
- The Total Calcium Hardness had the tendency to lower by about 50 ppm in the first few weeks, then raise by about 50 – 100 ppm over the study period. For the purpose of the study, it is my observation that the Calcium Hardness slight increase may be related to the re-dissolving of the removed calcification from the filter media, pool plaster surface and such.
- Total Dissolved Solids (TDS) trends have been to maintain its concentration constant, where the TDS would have otherwise increased by about 1,000 ppm, over a similar time period before the Aqua-Rex was installed. The observation is therefore in favor of a reduction in TDS, equal to a normal TDS increase related to the residual salt produced by the liquid chlorine normal usage. Considering that the backwashes have been reduced by 50% and less fresh was added to the pools, the reduction of TDS exceeds 1,000 ppm in 2 – 3 months.

Another major observation is related to the frequency of filter backwashes. Both the Indoor Pool and the Activity Pool have backwashed less than HALF of what they would have backwashed previously, 7 backwashes in ten weeks vs. 14 backwashes in the previous ten weeks for HMIP and 3 backwashes in three weeks vs 19 backwashes in the previous 10 weeks for HMAP (an average of one backwash per week, instead of two). The Competition Pool saw a reduction in the number of filter backwashes as soon as the HMAP and HMIP Aqua-Rex units have been installed, through the adjacent water treatment effect related to the common heat exchangers and rigid pipe mounting, allowing the Aqua-Rex “signal” to transfer throughout the equipment plant.

The clarity of the water has visibly improved, as the filter media seems to retain more solids between backwashes. The study shows that the calcium, lime and scale was likely removed from the grains of sand,

allowing the sand filter media to filter more and better, as well as calcium being removed from the accumulated dirt and debris on top of the sandbed, based on the filter pressure differential trends.

The injection points did not have to be cleaned in over three months.

The pH and ORP sensors for the chemical controllers are normally cleaned about every two months. For the study, I have not cleaned them in over four months and have not noticed any “usual signs” of parameter changes that should have otherwise been associated, as they have been previously. The study also shows that the tips of the sensors and the porous material that allows their electrolytic fluid to flow to the tips are maintained cleaner, without the need to be cleaned as often (manually, or using the acidic Sensor Wash).

Conclusion and notes about the installation of Aqua-Rex at Multigenerational Aquatics Center:

- The calcium stains and “bathtub ring” have been removed from the Indoor Pool and/or SPA. Gutter tiles for the Activity Pool are now cleaner and much of the calcium has been removed.
- The frequency of filter backwashes has been reduced by 50%.
- The chemical injectors have been maintained much cleaner. The tubing used for the chlorine delivery on the SPA has clogged up after almost three months, however, the “plug” of calcium was much softer and easily removed by flushing the line with water (no acid wash needed).
- Water flow through the heat exchangers has been improved, on the pool side of the loop, as well as the closed boiler loop.
- In addition, the water treatment travels both downstream and upstream in the piping system, from the location of the Aqua-Rex unit. In this case, the water source for all the pools is the same as the domestic water for the pool fill lines. Therefore, the domestic water line is also subject to the same de-scaling properties, especially at the back flow prevention devices for the auto-fill lines, as well as the valves related to the pool fill valves.
- The stainless steel light fixtures and handrails submerged in the pool water no longer accumulate calcium and/or staining and the existing calcium has been removed by normal usage..
- The installation of the Aqua-Rex unit was non-intrusive, as the piping system did not have to be re-piped or re-fitted – all components are externally installed.
- The electrical usage for the Aqua-Rex WK3C unit is minimal, based on 0.3 amp @ 115 VAC primary side of the transformer, which calculates to 302 KWh annually, or less than \$34 per year (if the pool is used or maintained all-year-round), considering \$0.11 per KWh average energy cost.
- Considering the manufacturer’s warranty period of 20 years (exclusive of the transformer), the actual average annual cost (for the Aqua-Rex WK3C unit and the related initial installation) is less than \$100. The cost savings can be easily justified in the reduced number of backwashes (\$2,647 for 661,760 gallons of water saved each year), labor to remove calcium, scale and stains, as well as using less chemicals to remove scale, yet restoring the look of the pool plaster and incorporated structures, making them look like new (Water Feature Play Structures).
- For the Competition Pool, the study shows that a WK3C unit would be sufficiently effective, yet much more economical than the WK4 unit used. The WK3 for the SPA can be substituted with the WK2 unit, based on the volume of water.
- **The overall average annual cost totals about \$130 per WK3C unit (or \$390 for all three pools and \$60 for SPA), inclusive of the energy cost, over the warranted life of the Aqua-Rex units.**
- The manufacturer also has a return policy of 100 days money back guaranteed, no questions asked, for the Aqua-Rex WK3C Physical Water Conditioner, as well as all of the models sold.

For follow-up and/or further questions, please contact me, Dan Frentiu at (702) 370-5926.



AQUA PLUMBING

24-HOUR SERVICE & REPAIR, LLC

2450 LOSEE ROAD SUITE E
NORTH LAS VEGAS, NV 89030

702-642-8400 PHONE

702-642-0440 FAX

NV STATE CONTRACTORS LIC. # 0057283

LIMIT \$250,000.00

SEPTEMBER 26, 2011

AQUA-REX, LLC.
3301 SPRING MOUNTAIN RD. STE. 18
LAS VEGAS, NV 89102

RE: WATER CONDITIONER

ATTN: BOB BASKETT

BACK IN FEBRUARY OF 2011, YOU HAD ME INSTALL AN AQUA-REX WATER CONDITIONER ON MY SWIMMING POOL. I WOULD ENCOURAGE YOU TO MAKE A TRIP TO MY HOME AND TAKE PICTURES OF THE RESULTS. IT IS AMAZING. IT IS CLEARLY VISABLE WHERE THE MINERAL BUILDUP IS GONE. THIS WINTER I AM GOING TO OVERFILL MY POOL AND LET THIS THING WORK IT'S MAGIC. I SUSPECT THAT IN A FEW MONTHS, ALL THE MINERAL DEPOSITS WILL BE GONE

THANK YOU SO MUCH.

RESPECTFULLY,

**ARTHUR WHITE
MANAGING MEMBER**

From: dejohnson <dejohnson@winsupplyinc.com>
To: Jonathan Seccombe <jonnyseccombe@aol.com>
Sent: Mon, 6 Jan 2014 15:20
Subject: Re: Aqua-Rex Testimonial

Made a couple changes. Good to go.

Thanks,

Don Johnson, President
Ocala Winsupply Co.
352-368-3996 Phone
352-622-6377 Fax
352-390-7545 Cell

---Jonathan Seccombe <jonnyseccombe@aol.com> wrote: -----
To: dejohnson@winsupplyinc.com
From: Jonathan Seccombe <jonnyseccombe@aol.com>
Date: 01/06/2014 10:01AM
Subject: Aqua-Rex Testimonial

Don

This is what I am suggesting:-

“I sell Aqua-Rex to plumbers out of my Ocala Winsupply Co. so I put one of the pool units on my pool to reduce the scaling around the water line. It got rid of this scale but it did something else as well.

I usually have to clean the plates on the salt water generator every three months because of the calcium build up. A warning light comes on to tell me when it needs cleaning, so when nine months had passed and I hadn't cleaned the plates, I thought something had gone wrong with the warning light.

I opened up the salt generator to check it and found to my surprise that it was completely clean of calcium. It's a great product - and the plumbers love it too.”

Let me know if you are happy with this and make any changes you like to it.

Many thanks

Jonny Seccombe
Aqua-Rex LLC

Quote from a Pool Service Company email sent to Aqua-Rex

Subject: install at ABK From Clearwater Oasis LLC

The Aqua-Rex was installed on November 21st 2011, 8 weeks ago. Water tests were checked by them and us throughout this time frame. Beginning water test was TDS (dissolved solids) 4800, Salt 3000, Chlorine level 2.0 (this was free and total), Ph 7.0, alkalinity 60, Calcium 170, CYA 10 (indoor pool).

The final test was pulled January 11th 2012. Results were TDS 4000, Salt 2500, Chlorine level 1.0, ph 7.5, alkalinity 89, Calcium 236. CYA 20.

TDS levels have decreased, however salt level was down reducing this level. TDS Levels may have reduced by 300ppm.

Customer has stated they have not had to scrub tile line. They have also begun shocking every other week instead of weekly, with system on. This is with a bather load of 350-450 children in the pool per week and a constant temperature of 88 deg. They also have not had to use the phosphate remover on the pool.

Thank you Clearwater Oasis LLC
End Quote

These results were from an indoor salt water pool which was constantly monitored. All parameters point to the results to be expected from Aqua-Rex. TDS reduction was not a big issue in this indoor pool but phosphate reduction was very significant as they were able to stop dosing to remove phosphates. Phosphates reduce the effectiveness of the salt water process and also reduce clarity of the water.

Aqua-Rex LLC

3301 Spring Mountain Rd. Suite 18.

Las Vegas. NV 89102

t: 877 640 2170 f: 702 256 2175

e: sales@aqua-rex.com w: www.aqua-rex.com